




ALISSE

ELEGANCE MADE BRILLIANT



The Alisse is an elegant, balanced, and versatile wall control that is designed to work seamlessly with Lutron HomeWorks. Choose from a range of button configurations to meet the needs of the space and select a finish from the new Lutron Signature Metal Collection to complement the interior style.



Hand Crafted Finishes
An approachable form machined from solid brass and finished by hand.

Elegant Button Illumination
A subtle touch of technology surrounds the button.

Engraving
Custom engraving to personalize the experience.

Every detail of design, installation, and programming has been considered and improved, making Alisse a simple choice for any home.

Finishes

The Signature Metal Collection is curated to coordinate with a range of interior styles. These handcrafted metals are available in polished, brushed and painted finishes.

Signature Metal Collection



Aged Bronze
AZ



Aged Brass
AB




Brushed Brass
BRB



Champagne
CP




Satin Nickel
SN




Bright Chrome
BC




Graphite
GP




Snow White
SW



Brilliant White
BWH



Architectural White
AWH



Matte Black
BL

Dimensions

Single- and Double-column

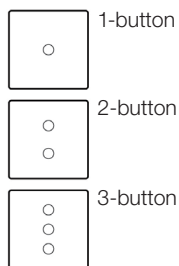


Triple-column wall control dimensions: 122.4 mm (4.82 in) x 90.2 mm (3.55 in) x 3 mm (0.119 in)

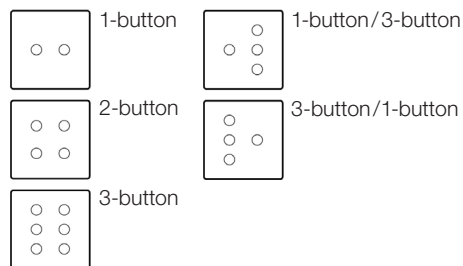
Button Configurations

Alisse offers custom button configurations that deliver a personalized experience and meet the functional needs of the space.

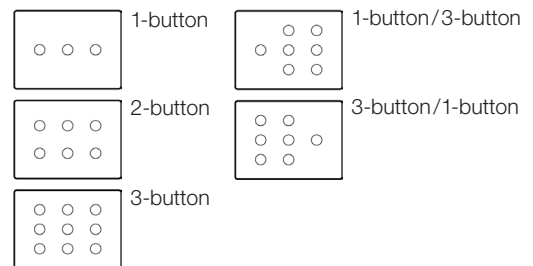
Single-column



Double-column



Triple-column



Mounting Requirements

Single-, double-, and triple-column controls mount within a Lutron square backbox (model number EBB-1-SQ) or a standard UK square backbox (75 mm x 75 mm x 35 mm).

Single-, double-, and triple-column wallplates mount to a single Alisse wall control base unit (model number HW-QS-B-SX).

